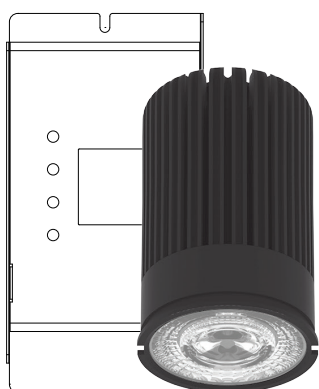


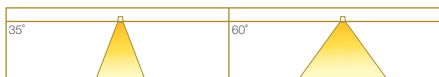
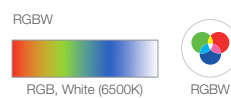
50 PRO RGBW

12W RGB-WHITE LED MODULE

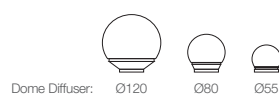


AVAILABLE OPTIONS

LED MODULE



ACCESSORIES



DRIVER DIMMING



TECHNOLOGY AND FEATURES

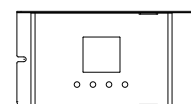
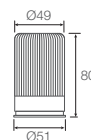


Low Flicker,
No Risk
(IEEE 1789)



Converging Optical Lens
Maximising LOR

DIMENSIONS (MM)



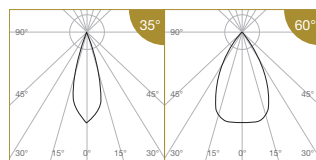
Eu chips PX709 (DMX)
L116 x W54 x H35

SPECIFICATIONS

Family Type	50 Series
Input Voltage	21V DC Constant Current
Colour	Black
Installation Compatibility	Compatible with ELR size-3 fixtures or most MR16 fittings, ELR size-4 fixtures or most AR70 fittings with optional mounting brackets.
Lifetime	50,000 hours (80% lumen maintenance at Ta = 35°C), B10
Beam Angles	35°, 60°
Colour Temperatures	RGBW (4000K)

Driver (Dimming)	Compatible with DALI or DMX dimmable constant current drivers
Materials	Aluminium, plastic
Fire Safety	Glow wire test 850°C, UL94V-0, VW-1
Flammability Mark	F
Ingress Protection	IP54 (module only)
Standards	IEC 62031
Regulatory Markings	CE, RoHS
Weight	160g

50 PRO RGBW



Height (m)	E(0°)	E _{max} (lx)	
		35°	60°
1	E(0°)	1591	615
	Cone Ø (m)	0.58	1.10
2	E(0°)	398	154
	Cone Ø (m)	1.15	2.20
3	E(0°)	177	68
	Cone Ø (m)	1.73	3.30
4	E(0°)	99	38
	Cone Ø (m)	2.31	4.40
5	E(0°)	64	25
	Cone Ø (m)	2.89	5.50

ELR LED Module					Luminous Flux (lm) at 3W per Channel	
Type	LED Power	System Power	Independent Colour Channel	Wavelength (nm) / CCT	RGBW	
50 Pro RGBW	12W	15.2W	Red	632	155	155
			Green	520	225	225
			Blue	452	80	80
			White	4000K	145	145

Data are based on 3 Watts per channel. The 50P RGBW module allows a maximum limit of 12 Watts total LED lamp power at each instant of operation.

Driver Recommendation:

AC input, DALI / DMX 4 channel LED driver, configurable output current.
DC input, DMX 4 channel decoder, configurable output current

*Recommended drivers allow the output current to be configured at preferred ratios between independent colour channels, subjected to total LED power not exceeding the allowed maximum limit of 12 Watts.

Example of 50P RGBW with maximum output current by equal ratio on every independent channel

Independent Colour Channel	Voltage (V)	Configurable Output Current (A)	LED Power (W)
Red	21	0.14	2.94
Green	21	0.14	2.94
Blue	21	0.14	2.94
White	21	0.14	2.94
Total LED Power (must not exceed 12W)			11.76

ORDERING MATRIX CHART

LED Module					
LED Power		Beam Angle		Colour Temp	
ELR50P	12W	35	35°	RGBW	Red, Green, Blue, White (4000K)
		60	60°		
		DD55	Ø55mm Dome Diffuser		
		DD80	Ø80mm Dome Diffuser		
		DD120	Ø120mm Dome Diffuser		

example: ELR50P.35.RGBW

*Drivers for 50P RGBW LED modules are sold separately.